

WIFI GUEST SERVICES GUIDE



University Housing
UNIVERSITY OF WISCONSIN-MADISON
Built for your **success.**

WIFI VIA UWNET

For Android and iOS (Apple) Mobile Devices:

1. Under the WiFi network settings select **UWNet**.
2. If the registration page does not pop up immediately, open your web browser and you should be automatically redirected to the **UWNet registration page**.
3. On the registration page find “**Create Guest Account**”

Select a campus Wi-Fi network

UWNet Login

NetID

Password

☐ Accept the [terms of use](#).

Log In

Don't have a NetID? [Create a guest account](#).

UWNet Guest Access

Name

Ex: Bucky Badger


Email Address


Ex: bbadger@wisc.edu


☐ Accept the [terms of use](#).


Create Guest Account

Get Help

 [Search the KB](#)

 [Chat with us](#)

 [608-264-4357](#)

 [Visit a location](#)

4. Once you complete the form, you will be assigned a username and password to use. Please keep this information to easily connect your other devices to UWNet/WiFi during your stay.


UWNet Guest Access

Visitor Registration Receipt


Guest's Name:

Bucky Badger

Account Username:

 bbadger@wisc.edu

Guest Password:

 277419

UWNET SUPPORT



For support, call the DoIT Help Line at **(608)-264-4357** or **help@doit.wisc.edu**. An agent will create a case for you and will work with you to resolve the issue over the phone.

If they cannot resolve your issue over the phone, your case will be escalated to the Technology Services office and a technician will contact you to resolve your issue, which may include coming to your room to help you get connected.

FOR MORE INFORMATION

DoIT Help Line
(608)-264-4357

Web
www.housing.wisc.edu/technology

E-mail
help@doit.wisc.edu